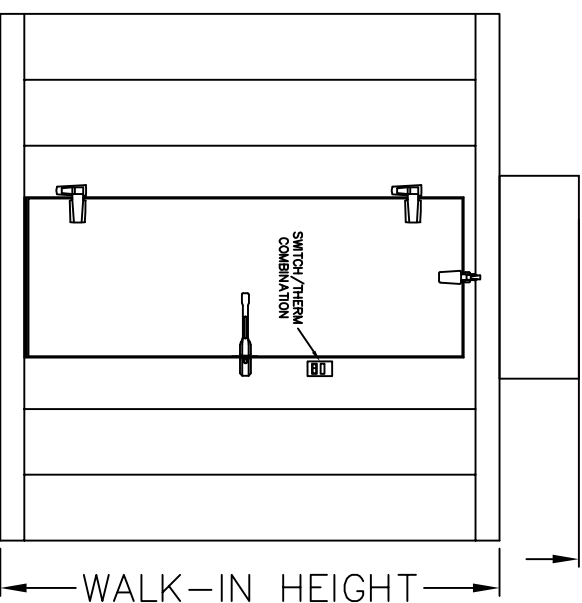


****CAPSULE PAK™**
LOCATION MAY VARY

BUILDING CEILING



WALK-IN HEIGHT

- ☐ **7'4"** (LESS FLOOR) (STANDARD)
☐ **7'7"** (WITH FLOOR) (STANDARD)

REFRIGERATION TYPE

- ☐ **CEILING CAPSULE PAK™** (STANDARD)
☐ REMOTE
☐ NONE

LOCATION

- ☐ INDOOR
☐ OUTDOOR

TEMPERATURE

- ☐ 35° F
☐ -10° F

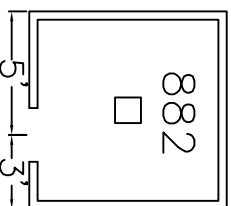
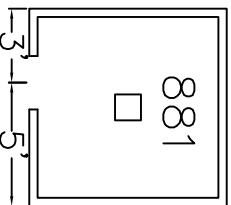
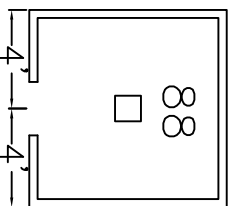
DOOR SWING

- ☐ LEFT (SHOWN)
☐ RIGHT (DASHED)

DOOR OPENING WIDTH

- ☐ **26"** (STANDARD)
☐ 30"
☐ 36" (NOT AVAILABLE ON 67" HEIGHT)

AVAILABLE DOOR LOCATIONS (CHECK ONE)



PLEASE RETURN THE APPROVED DRAWINGS AS SOON AS POSSIBLE TO PREVENT ANY DELAY IN FABRICATION.

- ☐ APPROVED
☐ APPROVED AS NOTED
☐ NOT APPROVED—RESUBMIT

SIGNED _____
DATE _____

IMPORTANT: AFTER THE PRINT APPROVAL, CHANGES MADE INVOLVE ADDITIONAL CHARGES AND THE POSSIBILITY OF A REVISED SHIPPING DATE.

VIEW — A —

****One foot of clearance is needed between the top of the Capsule Pak™ refrigeration system and the building ceiling. Please refer to page 2 of the Capsule Pak™ specification sheet located on the NorLake website for specific dimensions**

REFRIGERATED SOLUTIONS GROUP	DRN BY: KB	APP BY:
DESCRIPTION: KOLD LOCKER/QUICK SHIP	DATE: 9/6/17	SC: NTS
SIZE: 8'0"x8'0"	#: KL--88	

REV (B DEVINE) — 2/19/2025
REV (B DEVINE) — 9/23/2020